

- Technical equipment available at additional cost is listed separately in the **Additional Charges**.
- Requirements should be discussed with the Technical department in advance of Get In.
- All information in this specification is subject to availability.

SEATING

Seating Configurations & Capacities

Acting Area - For the purposes of these measurements, the 'acting area' extends up to the pillars; any available space beyond this has not been factored in.

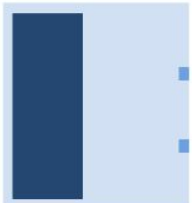



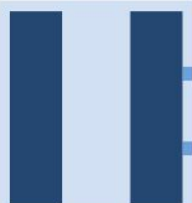

Capacity - This is the maximum number of seats available for sale in each layout.

Wheelchair Users - We can accommodate a maximum of one wheelchair user per performance in the Studio. Two seats for a wheelchair user and accompanying carer will be held for sale exclusively through Box Office so that we can ensure appropriate provision is made. These seats are included in the capacity for each layout.

House Seats - Allowance has been made for two house seats in each layout, which are not counted as part of the overall capacity and will not be made available for sale for any performance.

Stewards - Two seats for stewards will be located in a suitable position, depending on layout (stewards may not have a clear view of the performance).

(Diagrams not to scale, overall dimensions approximately 12m x 9m)

End On (standard)	Thrust	In the Round	Short End On
<p>DRESSING ROOM</p>  <p>AUDIENCE ENTRANCE</p>	<p>DRESSING ROOM</p>  <p>AUDIENCE ENTRANCE</p>	<p>DRESSING ROOM</p>  <p>AUDIENCE ENTRANCE</p>	<p>DRESSING ROOM</p>  <p>AUDIENCE ENTRANCE</p>
Capacity: 90/120 Acting area: 5m/3m x 12m	Capacity: 100 Acting Area: 5.5m x 5.5m	Capacity: 100 Acting Area: 6m x 6m	Capacity: 90 Acting Area: 5m x 9m
Avenue Longways	Avenue Shortways	Cabaret Style and Other Layouts	
<p>DRESSING ROOM</p>  <p>AUDIENCE ENTRANCE</p>	<p>DRESSING ROOM</p>  <p>AUDIENCE ENTRANCE</p>	<p>For any non standard configurations we will initially put a maximum 80 tickets on sale (not including stewards and house seats which will also need to be accommodated).</p> <p>It may be possible to increase this number once the final layout is agreed with the Technical Department.</p>	
Capacity: 106 Acting Area: 3.5m x 12m	Capacity: 98 Acting Area: 9m x 4.5m	Capacity and Acting Area are variable.	

- Audience accesses the Studio via stairs or lift to lower ground floor.
- Flexible secured unfixed seating throughout (excludes Cabaret Style).
- Raked seating configured from 18 - 2x1m and 4 - 1x1m Litedeck pieces.
- An additional selection of rosta and legs are available. Charges apply (see Additional Equipment).
- Bespoke configurations are possible upon request.
- All seating configurations must leave 2 clear fire escapes and be approved by the Technical Department.
- Seating must be returned to standard configuration upon get-out unless otherwise advised by the Technical Department.

Access

- Large items via roller shutter through Main House via Pit Lift. Double door access to Studio (depending whether Main House is in use).
- General access from foyer down one floor via stairs or lift to studio level audience door.

Studio Dimensions

	<u>Width</u>	<u>Height/Drop</u>	<u>Depth</u>
Barrel Grid	Full Width	6.5m/21.3ft	Full Depth
Overall Dimensions	12m/39.4ft	6.5m/21.3ft	9m/29.5ft

Masking

- Full width black serge curtains on rail across un-galleried wall.
- Backstage soft masking provision as required.

Technical Gallery, Backstage & Communications

- Access from public lobby off foyer.
- Spans three sides of Studio at level above performance space.
- 4 Headsets and belt packs available for use across the Studio.
- 4 cue lights available for use, operated from prompt desk. List of positions available on request.
- Backstage calls to dressing room and FoH calls to studio operated from prompt desk.
- Dedicated backstage area adjacent to Studio.
- Crossover corridor connects all entrances to backstage area.

LIGHTING

- A SWL of 40kg per bay applies to the main grid in the studio.
- Standard rig consists of Front Light and House Lights. It may be altered as necessary but must be returned by the end of get-out. Remaining lanterns on grid can stay where they are but excessive cabling must be removed.
- Lighting plans to be submitted to Technical Department no later than two weeks prior to get-in to guarantee stock levels.
- Limited additional stock of 15amp and DMX cable available on request.
- No gel or gobos are included within the hire, any requests should be made to the Technical Department for later recharge.

Lighting Desk

ETC Element (2 Universes)

Dimmers (Permus)

72 x 2.5k circuits

Non Dim Power

4 x Non-Dim 15amp circuits

Lantern List

<i>Quantity Available</i>	<i>Lantern</i>	<i>Wattage</i>
6	Strand Cantata Profile	1200W
8	CCT Minuette Profiles	650W
4	ETC Source 4 Jnrs	575W
8	Strand Brio 18/30 deg.	600W
4	Thomas Par 64s (CP62 Lamp)	1000W
10	Strand Quartet Fresnel	650W
10	Selecon Acclaim Fresnel	650W
4	Berkley Colourtran Fresnel	2000W
4	Minuette Fresnels (Dedicated to Houselights only)	650W

Crescent Equipment DMX Addresses

1-72	Dimmers
121-123	Le Maitre Haze Machine
124-127	Martin Atomic Strobe Machine
131-150	LED Battens

AUDIO VISUAL

- Retractable projection screen permanently fitted opposite Technical Gallery.
- Front projection from the centre of the Technical Gallery.

SOUND

- 8 Amp channels available; 4 of which permanently wired to the FoH.
- Limited additional stock of XLR, Speakon and jack cable available on request.

Sound Desk

- Soundcraft GB8 Mixing Desk 24-8-2.
- Located permanently on Technical Gallery.

Playback Equipment

- 1 x Twin Tascam CD – X1700 CD Player.
- PC with 8-channel soundcard and Show Cue System v11.

Permanent PA

- 4 x Martin Audio speakers permanently located in each corner of the studio at Technical Gallery level, fed from Group 1-4 on desk as standard; other options available.

Additional Speakers

- 2 Wedges for spot effects or fold back